



# 2023 annual report to the Community

## Magill School

Magill School number: 1213

Partnership: Morialta



School principal:

John Iannunzio

*Signature*

Date of endorsement:

04/02/2024



Government  
of South Australia  
Department for Education

## Context Statement

Magill School caters for students from R-6. At the time of this report, the enrolment in 2023 is 765. Magill School is classified as Category 7 on the Department for Education Index of Educational Disadvantage. At the time of this report, the school population includes 1% Aboriginal students, 3% students with disabilities, 35% students with English as an additional language or dialect (EALD) funded background. Further information about the school is available on the school's website (including its context statement), as well as the My School website.

## Governing Council Report

The Magill School Governing Council continues to maintain a high level of interest and input into many aspects of school governance through its consultation and decision-making processes. The Governing Council works with the school to involve the local community, to develop and approve school policies, set the broad vision of the site, monitor and review the site improvement plan and we are also the employing authority of the OSHC.

At every meeting, we have reviewed, discussed and accepted the schools and OSHC's financial reports which include the budgets, variance reports, balance sheets and profit and loss statements.

Members of Governing Council participated in giving feedback to The Department for Education's External School Review.

During 2023, the Governing Council also voted that the OSHC contribute funds to the upgrade of our school's IT infrastructure.

Our parent engagement committee held several successful workshops for parents and their children. The committee has plans to continue these workshops again this year.

Our fundraising committee held many successful events in 2023, raising over \$26,000 for our school! We are thrilled to have a calendar full of events again this year – including the return of our adults-only quiz night!

The OSHC committee supported the OSHC through budgeting challenges and staffing changes that included the appointment of a new assistant director.

The Governing Council also continued participating in numerous and extensive discussions around the junior primary building project and the playground funding. We were incredibly proud to see the new building handed over to the teachers and their classes after the Term 2 holidays!

The Governing Council will continue discussions around the nature playground planned for the area outside of the new build – something I've been particularly passionate about.

I congratulate the staff, students and parents for a great 2023 and look forward to a successful 2024.

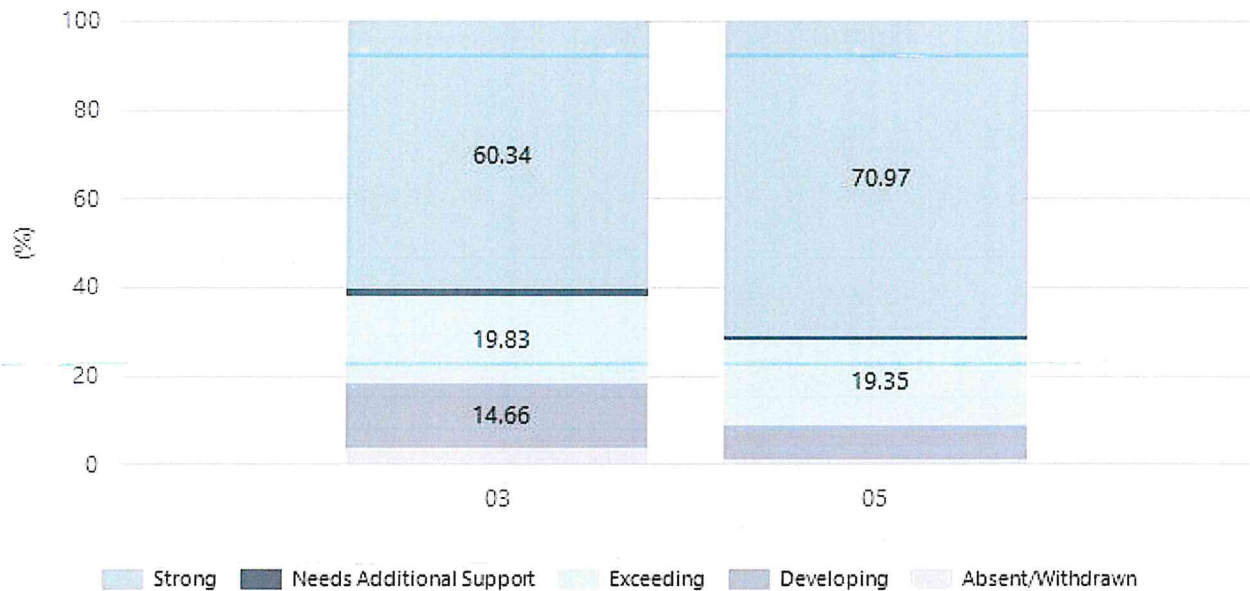
Jenn Roberts  
Magill School Governing Council Chairperson

# Performance Summary

## NAPLAN Proficiency

In 2023, the Australian Curriculum, Assessment and Reporting Authority (ACARA) - a Commonwealth Independent statutory authority - announced changes to NAPLAN performance reporting. This new way of reporting by ACARA that NAPLAN results from 2023 will not be comparable to previous years. The new approach replaces the previous numerical NAPLAN bands and the national minimum standard.

### Numeracy

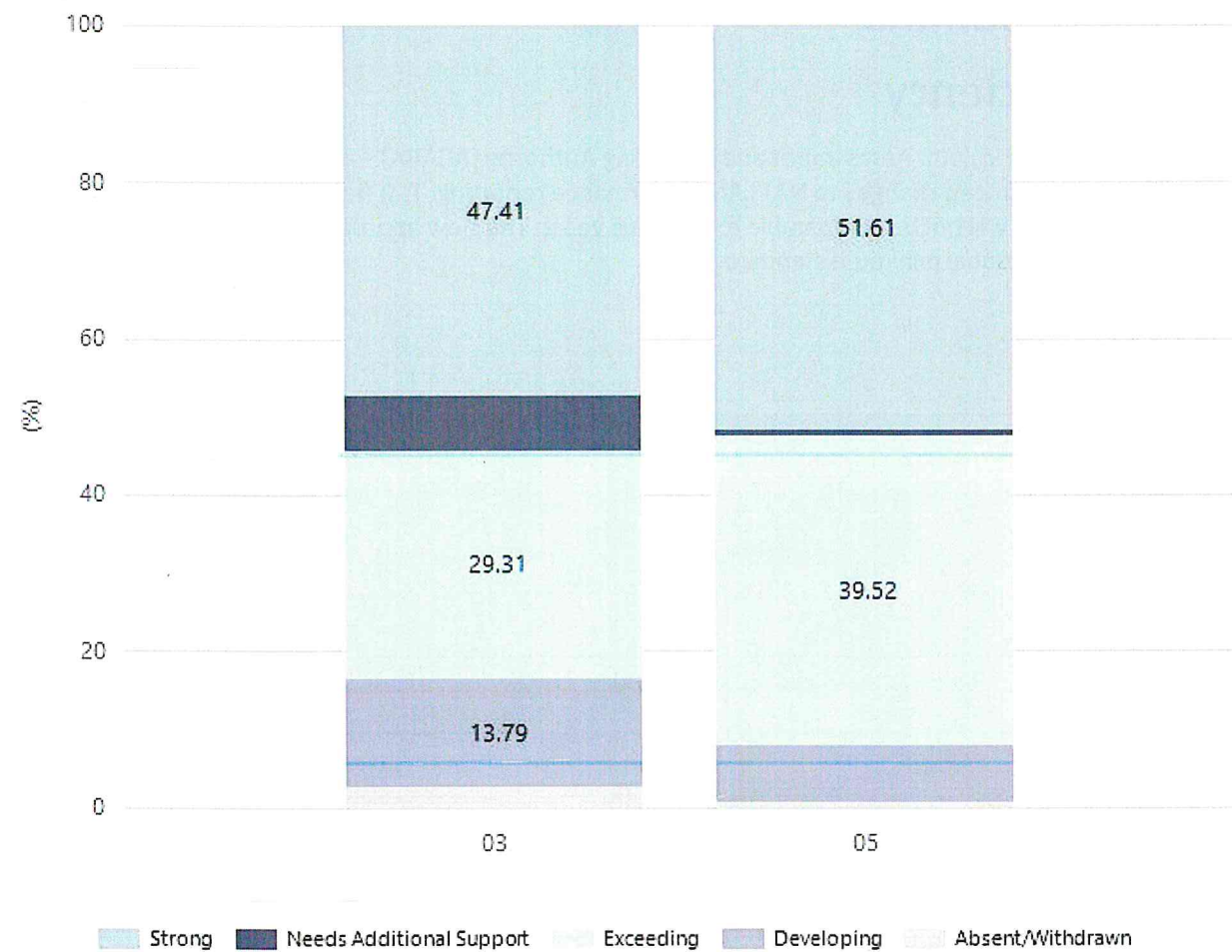


Year Level	03	05
Exceeding	23	24
Strong	70	88
Developing	17	10
Needs Additional Support	2	1
Absent/Withdrawn	4	1
Total	116	124

Data Source: Department for Education Assessment Data Holdings, 2023. When there are less than six students in a cohort, no data is supplied.



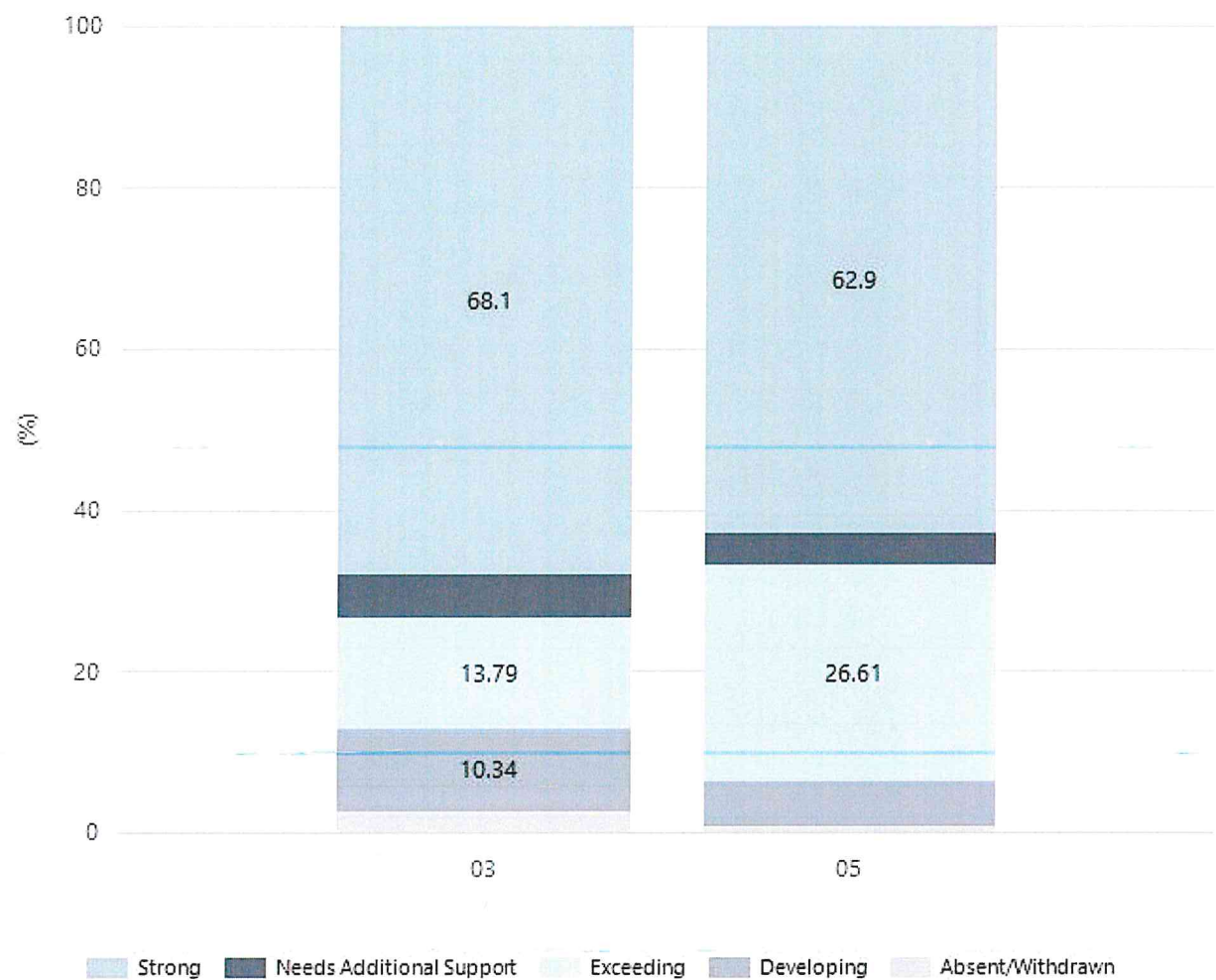
Reading



Year Level	03	05
Exceeding	34	49
Strong	55	64
Developing	16	9
Needs Additional Support	8	1
Absent/Withdrawn	3	1
Total	116	124

Data Source: Department for Education Assessment Data Holdings, 2023. When there are less than six students in a cohort, no data is supplied.

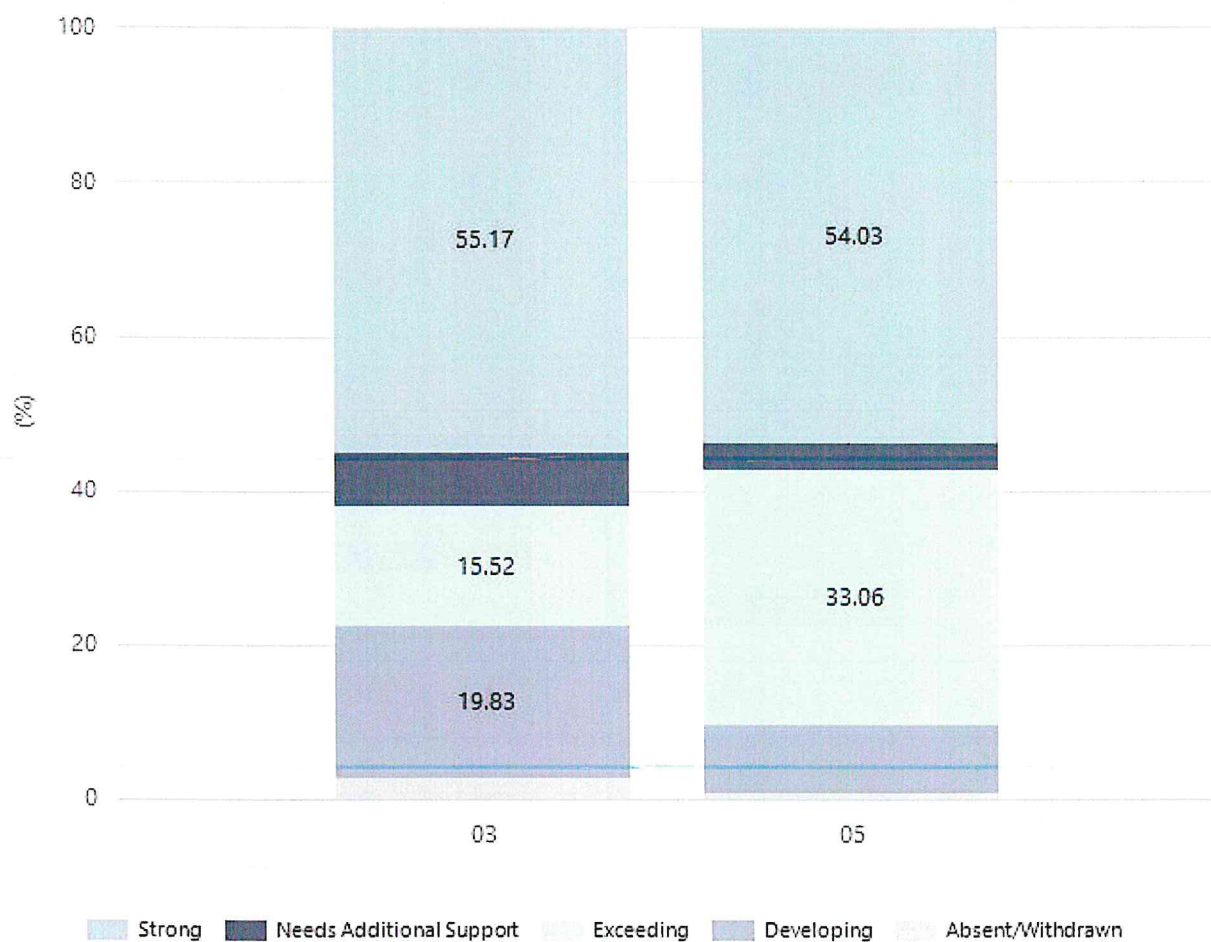
Writing



Year Level	03	05
Exceeding	16	33
Strong	79	78
Developing	12	7
Needs Additional Support	6	5
Absent/Withdrawn	3	1
Total	116	124

Data Source: Department for Education Assessment Data Holdings, 2023. When there are less than six students in a cohort, no data is supplied.

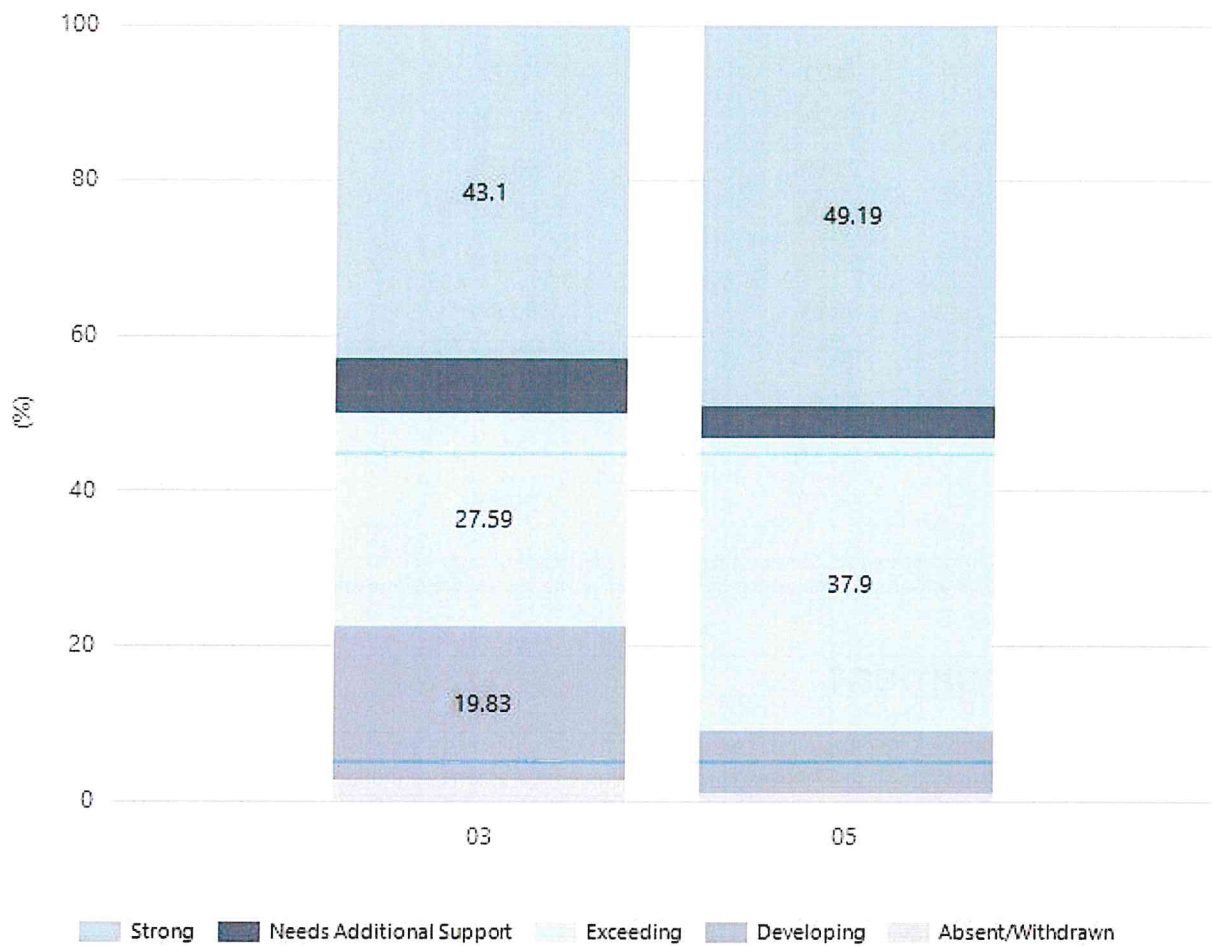
## Grammar



Year Level	03	05
Exceeding	18	41
Strong	64	67
Developing	23	11
Needs Additional Support	8	4
Absent/Withdrawn	3	1
Total	116	124

Data Source: Department for Education Assessment Data Holdings, 2023. When there are less than six students in a cohort, no data is supplied.

## Spelling



Year Level	03	05
Exceeding	32	47
Strong	50	61
Developing	23	10
Needs Additional Support	8	5
Absent/Withdrawn	3	1
Total	116	124

Data Source: Department for Education Assessment Data Holdings, 2023. When there are less than six students in a cohort, no data is supplied.

## School Attendance

Year Level	2021	2022	2023
Reception	95.2%	90.1%	91.5%
Year 01	95.6%	90.0%	92.7%
Year 02	93.8%	92.3%	92.9%
Year 03	95.3%	91.2%	91.9%
Year 04	95.3%	90.3%	93.1%
Year 05	94.7%	92.6%	92.6%
Year 06	95.0%	89.3%	93.2%
Year 07	94.3%		
Total	94.9%	90.8%	92.5%

Data Source: Department for Education Attendance Data, Semester 1 Report 2023. A blank cell indicates there were no students enrolled. 'Primary Other' includes students enrolled in specialised education options. 'Secondary Other' includes students who have already spent a year at Year 12 and elected to undertake further study at Year 12.

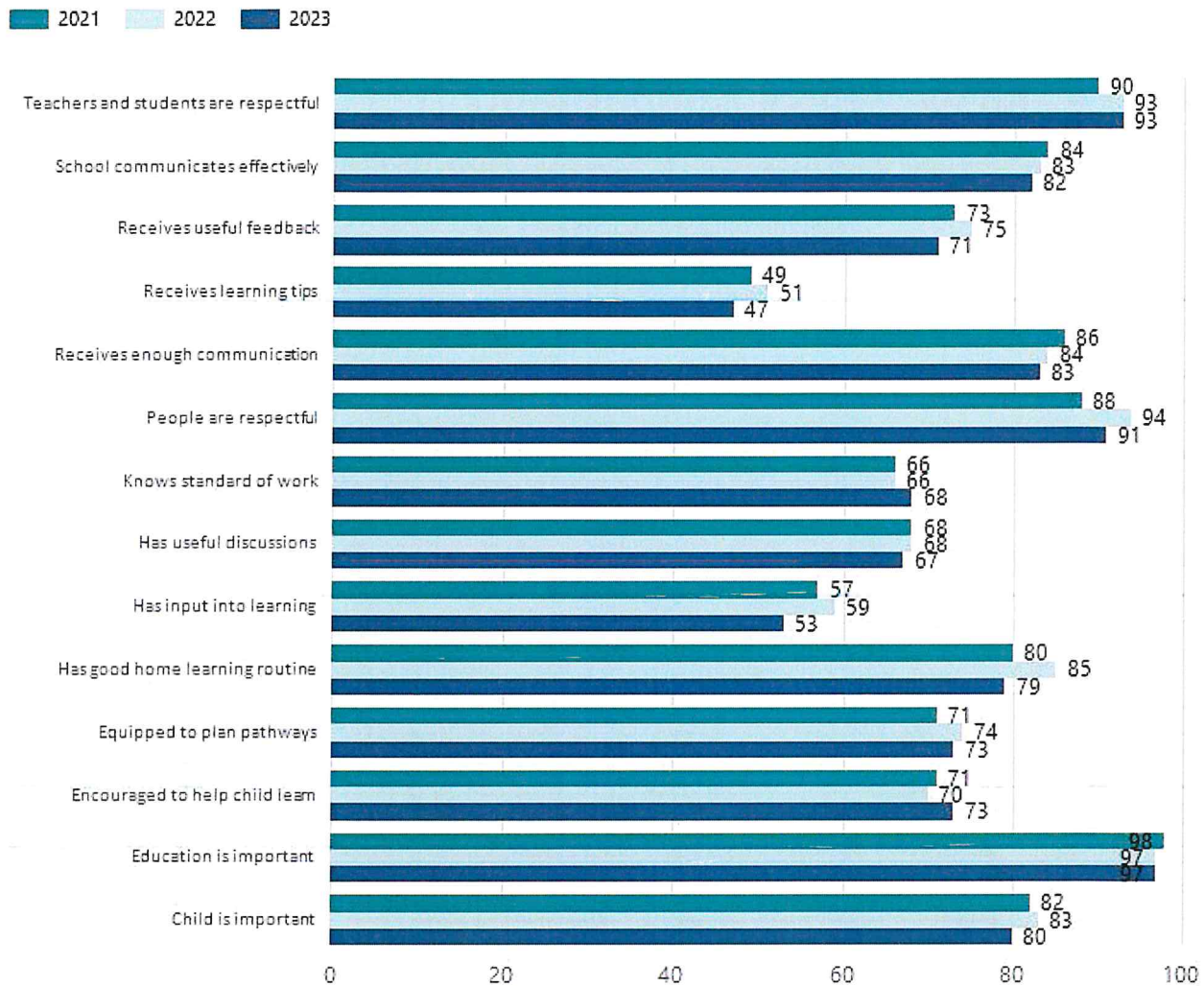
## Attendance Comment

In South Australia, all children and young people must be in school from 6 years to 16 years old. They must attend a government or non-government school full time. From age 16 to 17 however, young people must attend school or an approved learning program (such as an apprenticeship, traineeship, accredited course or university). Schools and parents must encourage and support students to come to school every day. Parents and caregivers must make sure their child is enrolled in a school, and attends school all day and every day it is open, unless a child is sick or has an approved exemption. Teachers and leaders actively follow up when a student misses school, including recording all absences and non-attendance. All schools in South Australia have local attendance procedures governed under the Education and Children's Services Regulations 2020.



# Parent Opinion Survey Results

Proportion of agree/strongly agree response(%)



Data Source: 2023 Department for Education Parent Opinions Survey, Term 3 2023.

## Intended Destination

Leave Reason	Number	%
NG - ATTENDING NON-GOV SCHOOL IN SA	2	11.0%
NS - LEFT SA FOR NSW	2	11.0%
OV - LEFT SA FOR OVERSEAS	3	16.0%
QL - LEFT SA FOR QLD	1	5.0%
TG - TRANSFERRED TO SA GOVERNMENT SCHOOL	9	47.0%
U - UNKNOWN	1	5.0%
VI - LEFT SA FOR VIC	1	5.0%

Data Source: Department for Education Destination Data Report, 2023. Data extract term 3 2023. Data shows recorded destinations for students that left the school in the previous year. Data is uploaded by schools in term 3 and may not reflect final or total figures at time of report creation.

## Highest Qualifications held by the teaching workforce and workforce composition

All teachers at this school are qualified and registered with the SA Teachers Registration Board.

Qualification Level	Number of Qualifications
Bachelor's degrees or Diplomas	38
Postgraduate Qualifications	13

Data Source: Data extracted from Mandatory Workforce Information Collections as on the last pay date of June 2023. As self-reported by staff in the system.

Please note: Data includes staff who are Actively employed and on extended paid leave. Please note only the highest qualification of the Teaching staff is reported. Excludes any number of other certifications earned.

### Workforce composition including indigenous staff

	Non-Teaching Staff		Teaching Staff	
	Indigenous	Non-Indigenous	Indigenous	Non-Indigenous
Full-Time Equivalents	0.0	17.5	0.4	43.8
Persons	0.0	27.0	1.0	50.0

Data Source: Data extracted from Mandatory Workforce Information Collection as on the last pay date of June 2023.

Please note: Data includes staff who are actively employed and on extended paid leave. "Indigenous category" is self-reported by staff in the system.

## Financial Statement

Funding Source	Amount
Grants: State	\$7,456,607.24
Grants: Commonwealth	\$10,000
Parent Contributions	\$472,843.34
Fund Raising	\$37,892.05
Other	\$105,613.63

Data Source: School supplied data.